

ADNOC Gas



ADNOC Gas Q3 and 9 months 2024 Results

11 November 2024

DISCLAIMER

This presentation has been prepared solely for use at this meeting. By attending the meeting where this presentation is made or accessing this presentation, you agree to be bound by the following limitations. This material is given in conjunction with an oral presentation and should not be taken out of context. The information contained in this presentation is for background purposes only and does not purport to be full or complete. No reliance may or should be placed by any person for any purposes whatsoever on the information contained in this presentation or on its completeness, accuracy or fairness. The information in this presentation is subject to change. No obligation is undertaken to update this presentation or to correct any inaccuracies, and the distribution of this presentation shall not be deemed to be any form of commitment on the part of ADNOC gas plc and its subsidiaries ("ADNOC Gas") to proceed any transaction or arrangement referred to herein. This presentation has not been approved by any competent regulatory authority. This presentation does not constitute or form part of any offer or invitation to sell or issue, or any solicitation of any offer to purchase or subscribe for any shares or any other securities nor shall it (or any part of it) or the fact of its distribution, form the basis of, or be relied on connection with or act as an inducement to enter into, any contract or commitment whatsoever. Investors should not purchase any shares on the basis of the information contained in this presentation. Distribution of this presentation and other information may be restricted by law and persons into whose possession this presentation, any document or other information referred to herein comes should inform themselves about, and observe, any such restrictions. Neither this Presentation nor any part or copy of it may be taken or transmitted into the United States or distributed, directly or indirectly, in the United States, as that term is defined in Regulation S under the US Securities Act of 1933, as amended (the "US Securities Act"), except to a limited number of qualified institutional buyers ("QIBs"), as defined in Rule 144A under the US Securities Act. Neither this Presentation nor any part or copy of it may be taken or transmitted into Australia, Canada or Japan or to any resident of Japan, or distributed directly or indirectly in Australia, Canada or Japan or to any resident of Japan. Any failure to comply with these restrictions may constitute a violation of the securities laws of any such jurisdiction. Any assumptions, views or opinions (including statements, projections, forecasts or other forward-looking statements) contained in this presentation represent the assumptions, views or opinions of the Company as of the date indicated and are subject to change without notice. To the extent available, the industry, market and competitive position data contained in this presentation has come from official or third-party sources. Third party industry publications, studies and surveys generally state that the data contained therein have been obtained from sources believed to be reliable, but that there is no guarantee of the accuracy or completeness of such data. While the Company believes that each of these publications, studies and surveys has been prepared by a reputable source, the Company has not independently verified the data contained therein. In addition, all information not separately sourced is from the Company's own internal research and estimates based on the knowledge and experience of the Company's management in the markets in which the Company operates. While the Company believes that such research and estimates are reasonable and reliable, they, and their underlying methodology and assumptions, have not been verified by any independent source for accuracy or completeness and are subject to change without notice. Accordingly, undue reliance should not be placed on any of the industry or market data contained in this presentation. Information contained in this presentation related to past performance is not an indication of future performance. The information in this presentation is not intended to predict actual results, and no assurances are given with respect thereto. This presentation has not been reviewed, verified, approved and/or licensed by the Central Bank of the United Arab Emirates (the "UAE"), the Securities and Commodities Authority of the UAE and/or any other relevant licensing authority in the UAE including any licensing authority incorporated under the laws and regulations of any of the free zones established and operating in the territory of the UAE, including the Financial Services Regulatory Authority, a regulatory authority of the Abu Dhabi Global Market, and the Dubai Financial Services Authority, a regulatory authority of the Dubai International Financial Centre, or any other authority in other jurisdiction. None of Abu Dhabi National Oil Company (ADNOC) P.J.S.C ("ADNOC"), ADNOC Gas and/or any of their respective subsidiary undertakings, affiliates or any of their respective directors, officers, employees, advisers, agents or any other person(s) accepts any responsibility or liability whatsoever for, or makes any representation or warranty, express or implied, as to the truth, accuracy, completeness or fairness of the information or opinions in this presentation (or whether any information has been omitted from this presentation) or any other information relating to ADNOC Gas associated companies, whether written, oral or in a visual or electronic form, and howsoever transmitted or made available or for any loss howsoever arising from any use of this presentation or its contents or otherwise arising in connection therewith. This presentation and the information contained herein are not a solicitation of an offer to buy securities or an offer for the sale of securities in the United States (within the meaning of Regulation S under the US Securities Act). The ordinary shares of the Company have not been, and will not be, registered under the US Securities Act or under any securities laws of any state of the United States and may not be offered or sold in the United States except pursuant to an exemption from, or a transaction not subject to, the registration requirements of the US Securities Act and applicable state or local securities laws or unless registered under the US Securities Act and in compliance with the relevant state securities laws. There will be no public offering of any securities in the United States. If this presentation contains "forward looking" statements, beliefs or opinions, including statements with respect to the business, financial condition, results operations, liquidity, prospects, growth, strategy and plans of ADNOC Gas, and the industry in which ADNOC Gas operates. These forward-looking statements involve known and unknown risks uncertainties, many of which are beyond ADNOC Gas' control and all of which are based on ADNOC Gas' current beliefs and expectations about future events. Forward looking statements are sometimes identified by the use of forward looking terminology such as "believes", "expects", "may", "will", "could", "should", "shall", "risk", "intends", "estimates", "aims", "plans", "predicts", "continues", "assumes", "positioned" or "anticipates" or the negative thereof, other variations thereon or comparable terminology or by discussions of strategy, plans, objectives, goals, future events or intentions. These forward-looking statements include all matters that are not historical facts and involve predictions. Forward looking statements may and often do differ materially from actual results. They appear in a number of places throughout this presentation and include statements regarding the intentions, beliefs or current expectations of the directors or ADNOC Gas with respect to future events and are subject to relating to future events and other risks, uncertainties and assumptions relating to ADNOC Gas' business, concerning, amongst other things, the results of operations, financial condition, prospects, growth and strategies of ADNOC Gas and the industry in which it operates. No assurance can be given that such future results will be achieved; actual events or results may differ materially as a result of risks uncertainties facing ADNOC Gas. Such risks and uncertainties could cause actual results to vary materially from the future results indicated, expressed or implied in such forward-looking statements. Forward-looking statements contained in this presentation speak only as of the date of this presentation. ADNOC, ADNOC Gas and/or their respective affiliates, expressly disclaim any obligation undertaking to release publicly any updates or revisions to any forward-looking statements contained in this presentation to reflect any change in its expectations or any change in events, conditions circumstances on which such statements are based unless required to do so by applicable law. Financial results as presented are unaudited figures. Certain financial data included in this presentation consists of "non-IFRS financial measures". These non-IFRS financial measures may not be comparable to similarly titled measures presented by other companies, nor should they be construed as an alternative to other financial measures determined in accordance with IFRS. You are cautioned not to place undue reliance on any non-IFRS financial measures and ratios included herein. All such information is subject to change without notice.



Q3 2024 KEY HIGHLIGHTS

PERFORMANCE



\$1.24 billion
Net Income, +11% YoY

\$1.18 billion
Free Cash Flow

- 11% YoY increase in Net Income supported by 25% YoY uplift in LPG prices and strong Export Traded and Liquids, LNG volumes
- 18% YoY increase in EBITDA to \$2.20Bn with a margin of 35%
- Free cash flow of \$1.18Bn declined 9% YoY as growth capex started to ramp up
- 9-month Free cash flow reached \$3.37Bn almost covering full year dividend of \$3.41Bn

OPERATIONS



949 TBTU
Sales Volumes

99.5%
Reliability

- Sales volumes up 5% QoQ and flat YoY
- Continued focus on operational efficiency with 99%+ reliability and cost optimization
- Excellent safety performance with zero Total Recordable Injury Rate

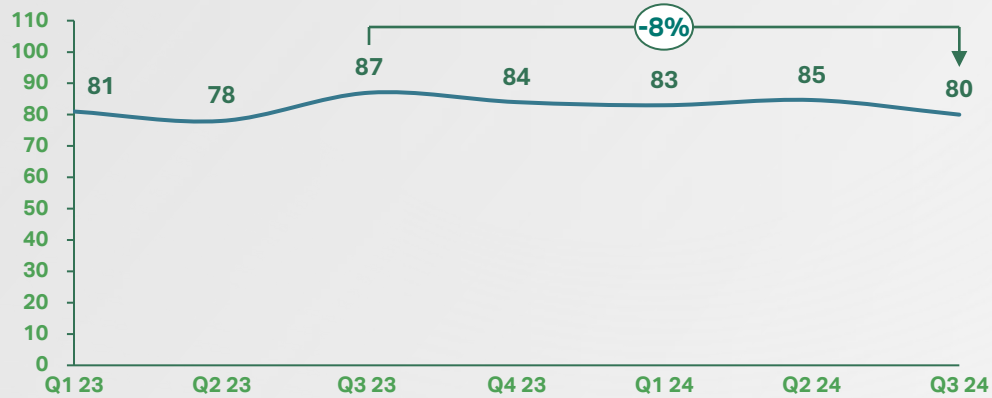
*MMBTU: One Million British Thermal Unit



STRONG YoY PRICE EVOLUTION IN LPG IN Q3 2024

Brent Oil

\$/bbl



Butane

\$/MMBtu



Propane

\$/ton



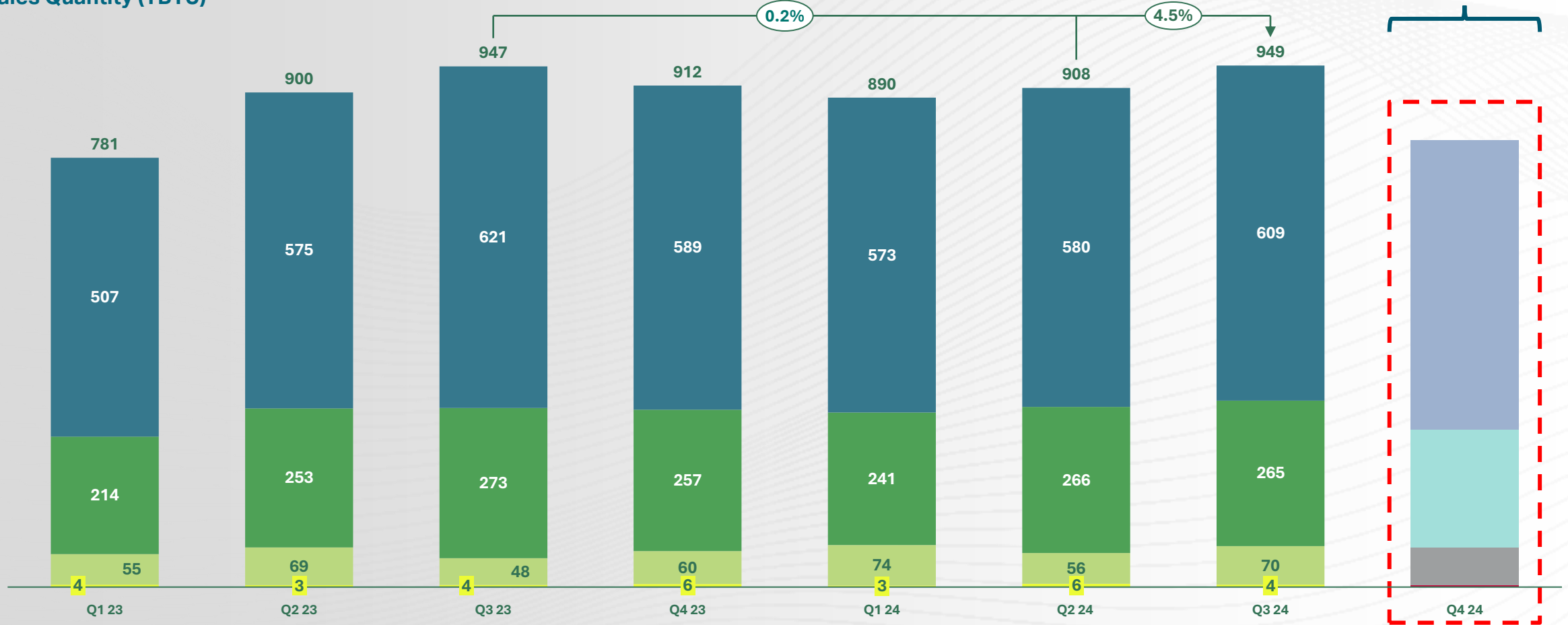
NAPHTHA

\$/ton



SALES VOLUME UP 4.5% FOR FIRST NINE MONTHS

Sales Quantity (TBTU)



■ Domestic Gas ■ ALNG JV Products share
■ Export & Traded Liquids ■ Sulphur

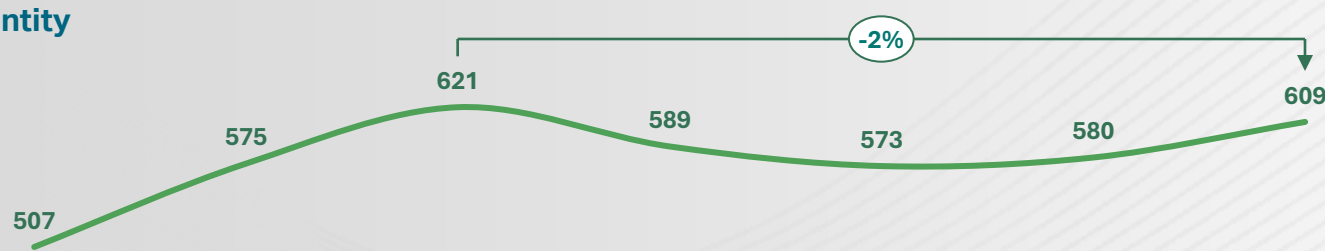
Shutdown window

YTD DOMESTIC GAS EBITDA GROWTH OF 13%

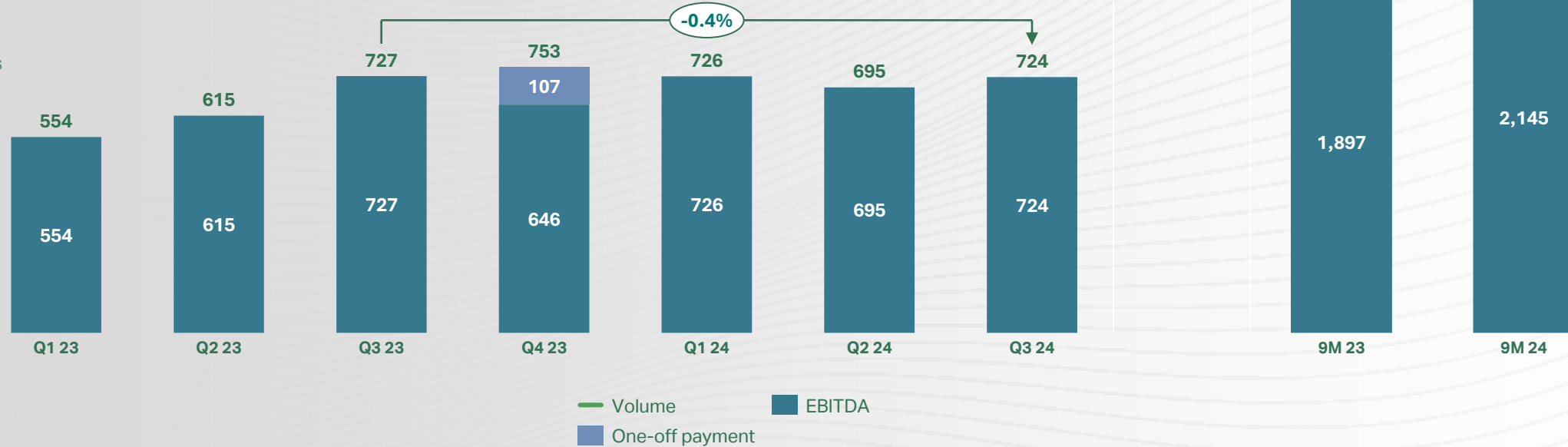
YTD Domestic Gas EBITDA at \$2.1Bn driven by 4% increase in sales volume and improved contract prices



Sales Quantity MMBTU




EBITDA \$ millions



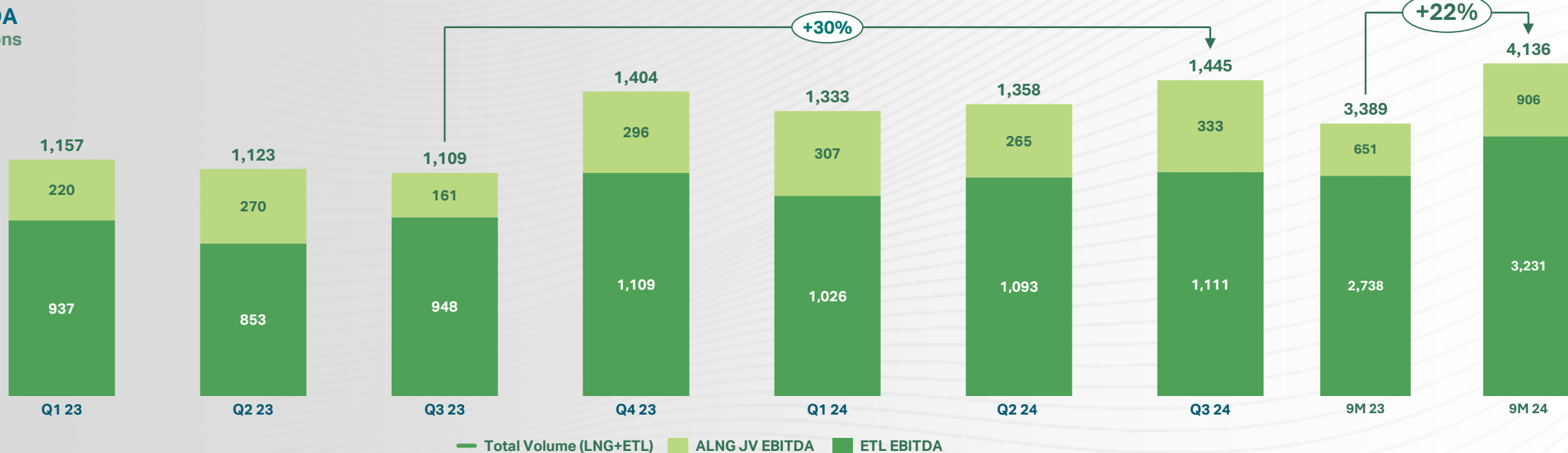
YTD ETL, ALNG EBITDA UP 22%

Strong EBITDA performance driven by 7% volume growth and further supported by stronger LPG and naphtha prices

Sales Quantity
MMBTU



EBITDA
\$ millions



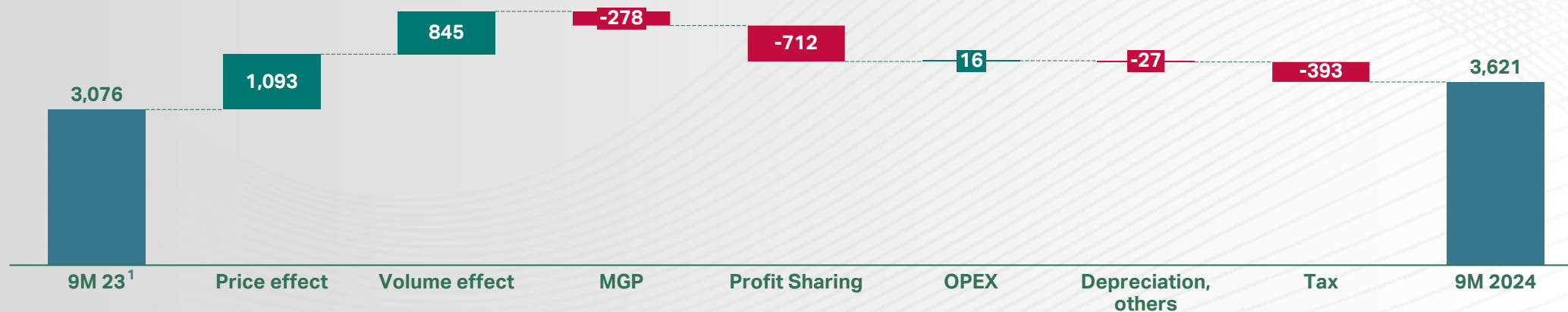
Note: Sales Quantity includes the combined quantity for Export & Traded Liquids and LNG.

18% INCREASE IN YTD NET INCOME

Net income improvement enabled by positive price movement and volume growth offset in part by higher profit share and taxes

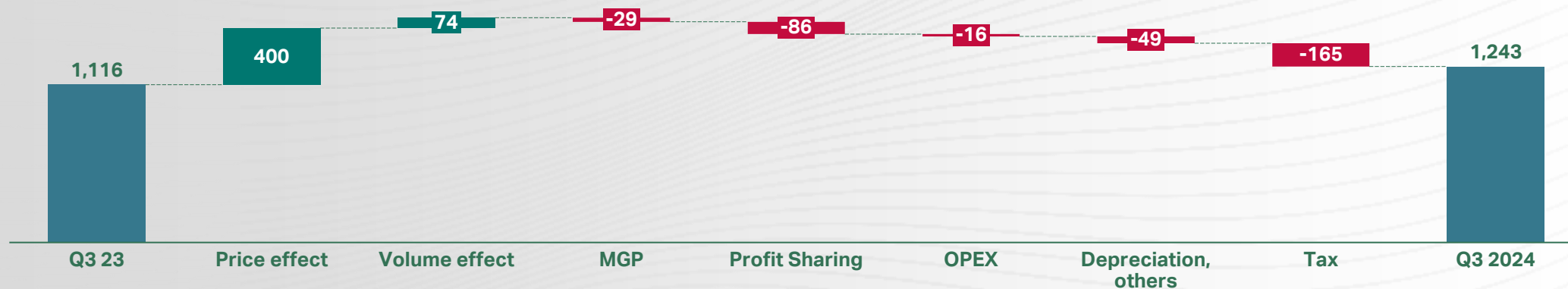
Net Income – 9M 2024 vs. 9M 2023

\$, millions



Net Income – Q3 2024 vs. Q3 2023

\$, millions



(1) Adjusted net income; MGP: Minimum Gas Payment



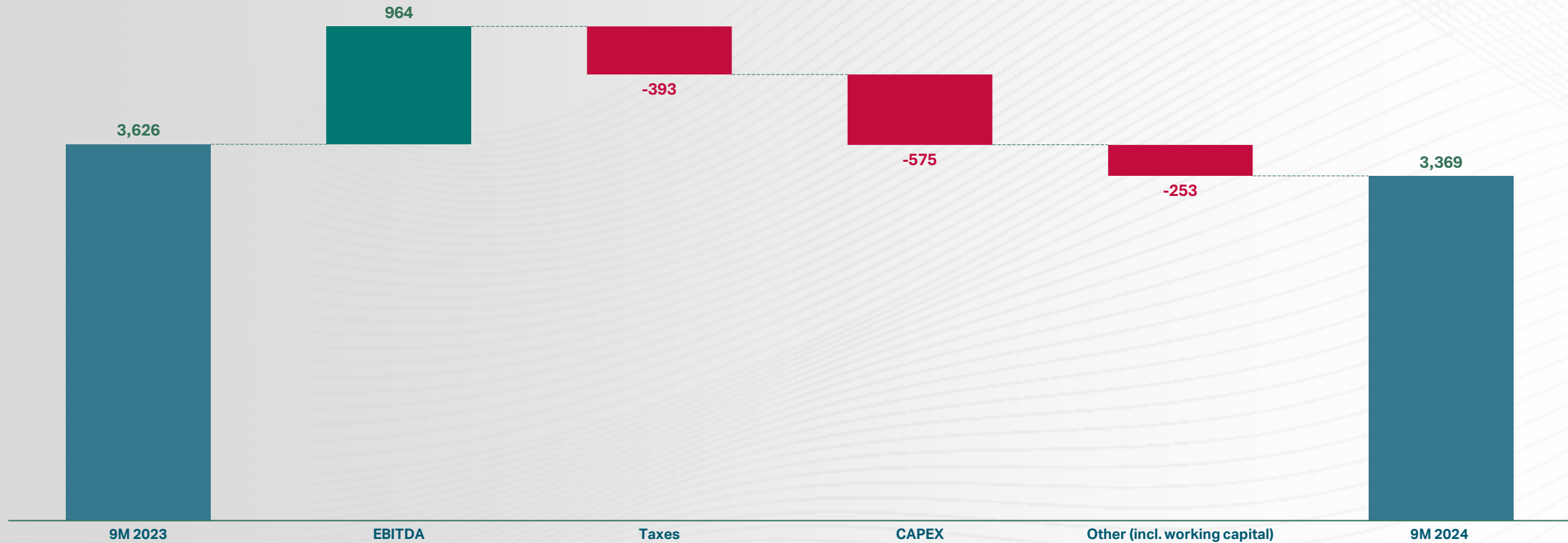
STRONG YTD FREE CASH FLOW OF \$3.37 BILLION



Driven by robust EBITDA generation

Free Cash Flow¹ – 9M 2024 vs. 9M 2023

\$, millions



(1) FCF refers to the net cash flows generated from operating activities adjusted with net cash flows used in investing activities in line with the consolidated cash-flow statements



2024 CAPITAL MARKET GUIDANCE

Financial		2024 guidance	9M 2024 actual	2024 updated guidance
	EBITDA Margin %	34%	35%	34-35%

Sales volume	<i>(in TBTU)</i>	2024 guidance	9M 2024 actual	2024 updated guidance
	Domestic Gas Products	2,240 – 2,280	1,763	2,240 – 2,290
	Exports & Traded Liquids	940 – 960	772	970 - 990
	LNG JV Products	240 – 260	200	250 - 270

Lower volumes expected in Q4 due to shutdown activity

Net Profit Unit Margins	<i>(in \$/MMBTU)</i>	2024 guidance	9M 2024 actual	2024 updated guidance
	Domestic Gas Products	1.01 – 1.05	0.99	1.01 – 1.05
	Exports & Traded Liquids	1.75 – 1.80	1.78	1.65 – 1.75
	LNG JV Products	1.75 – 1.85	1.96	1.80 – 1.90
	Sulphur (\$ Millions)	60 – 80	75	80 - 100

Investments ¹	<i>(\$ Million)</i>	2024 guidance	9M 2024 actual	2024 updated guidance
	CAPEX		2,000 – 2,300	1,322

Note: Assuming an oil price of 70 - 80 \$/bbl



ADNOC Gas



APPENDIX

SHAREHOLDER AND FREE FLOAT UPDATE

ADNOC Gas Shareholder structure and Free Float update (%)

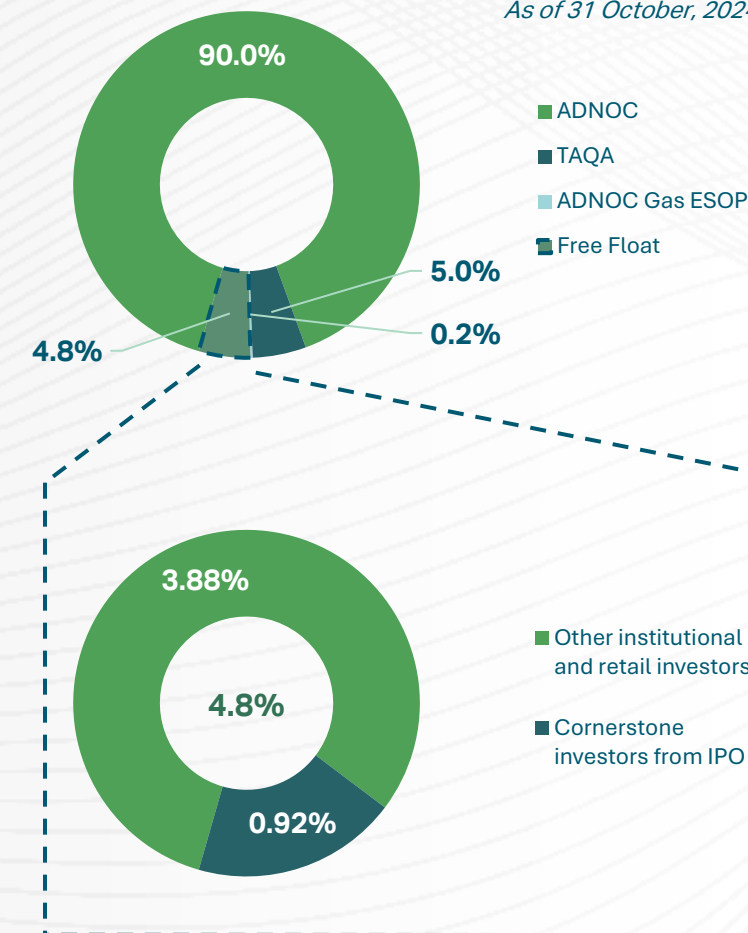
As of 31 October, 2024

Shareholders	No of shares	Percentage (%)
Abu Dhabi National Oil Company (ADNOC)	69,076,279,811	90.0%
Abu Dhabi National Energy Co PJSC	3,837,571,094	5.0%
ADNOC Gas ESOP	153,502,844	0.2%
Free Float	3,684,068,263	4.8%

Free Float	No of shares	Percentage (%)
Of which remaining held by IPO cornerstone investors ¹	708,042,331	0.92%
Of which held by other institutional and retail investors (each holding below 5%)	2,976,025,932	3.88%
Free Float	3,684,068,263	4.8%

ADNOC Gas Shareholders (%)

As of 31 October, 2024



1. Lock-up on cornerstone investors expired in March 2024, previous cornerstone investors continue to hold 708,042,331 shares in ADNOC Gas (vs. 1,317,141,347 at IPO)